

Show What You Know

Presenters:

Robin Heimos

Kathy Lalk

Christine Schneider

Participants will learn about:



- a variety of tools and strategies from low tech to high tech to help students with significant developmental disabilities to demonstrate their knowledge and access the curriculum.

Engaging the Learner



Is their physical setup conducive to learning?



*Are they motivated to
participate?*




Are they truly engaged?



What do teachers need to know from their students?



*How does a
student
typically
demonstrate
their
knowledge?*



*Are they able to demonstrate
their knowledge?*



Is their cognition in question???



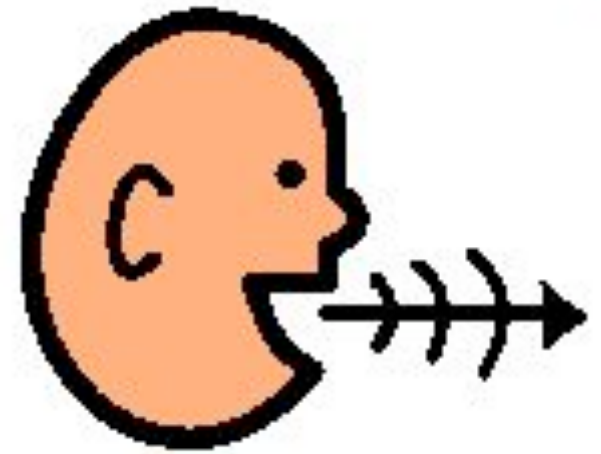
*can an activity,
be altered, so
that the
student can
demonstrate
their knowledge
in an easier,
faster, or
better way?*

**Students typically
demonstrate their
knowledge in two ways...**




- **Writing**

- **Speaking**



Speaking


When speaking is a challenge, a child must have another way to get their message



Written Expression

Physical Task

- graphomotor



Cognitive Task

- attention
- language
- memory
- higher order thinking

Written Expression

"There is not another academic skill that demands that a child bring together as many different neurodevelopmental functions as are required for writing."

What's the Goal?

👉 Handwriting should never be a barrier when a student is required to demonstrate their knowledge.



When Choosing Tools...

What are the student's...

- strengths
- interests
- abilities
- academic



When Choosing Tools...

Provide tools that allow the student to show what they know.



Hierarchy of Representational Systems



milk



Jane Korsten

Degree of Abstraction

Concrete, conceptually easy



Jane's Representational Hierarchy for "dog"

Identical object

Miniature of actual object

Photograph

Line drawing

Symbol

Gesture - slaps hand on side of thigh

Sign

Spoken word



dog



dog



Abstract, conceptually difficult

Mrs. Wishy-Washy



Joy Cowley


Use Objects to Retell a Story



Use Objects to Demonstrate Comprehension



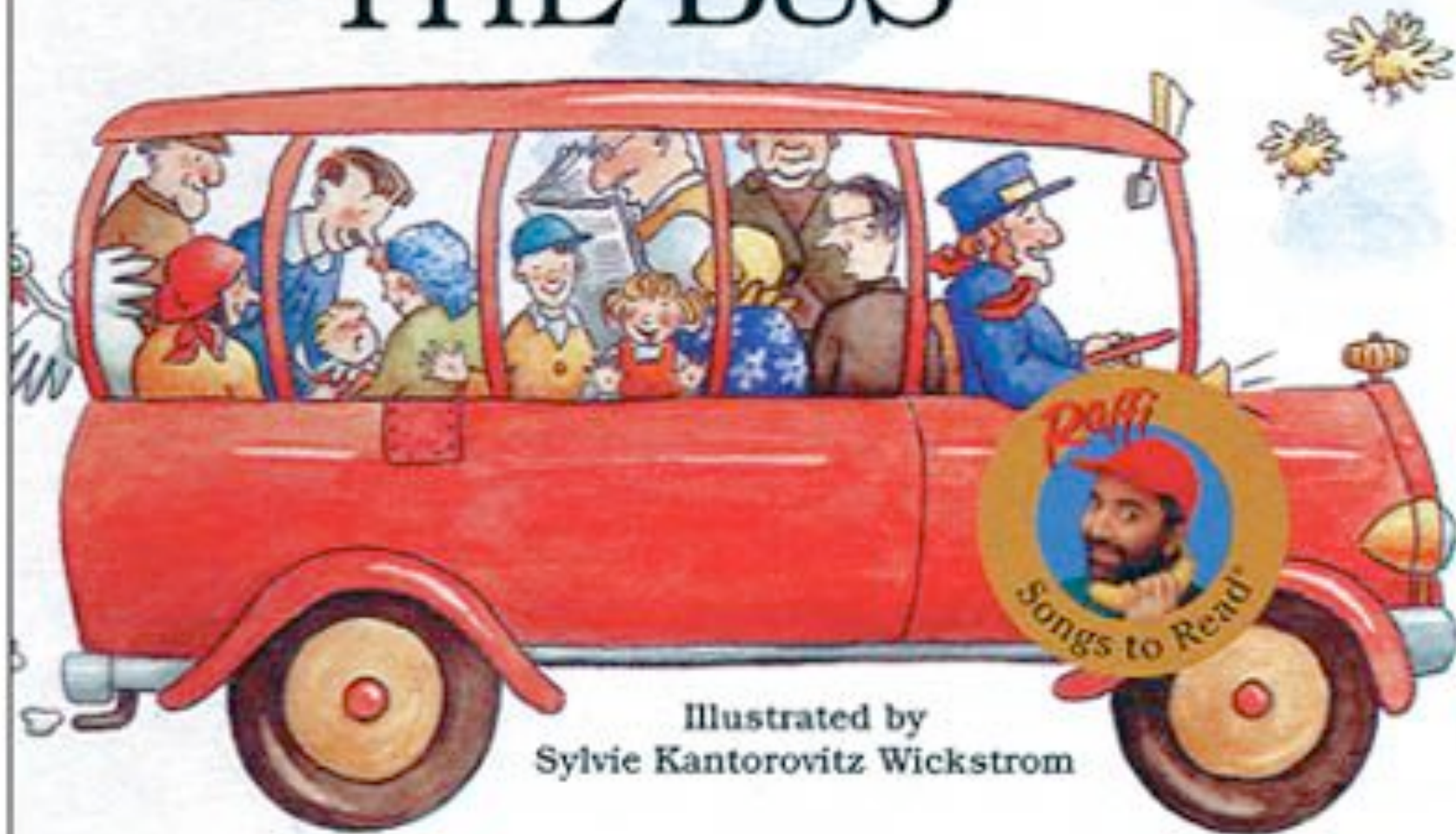
Use Symbols to Tell a Story



Tech/Four to Demonstrate Comprehension



WHEELS ON THE BUS



Illustrated by
Sylvie Kantorovitz Wickstrom

Modify Text with Symbols



The horn on the bus goes beep beep beep!


Explore Pictures Using Clicker5



Make Song Choices Using a TechTalk



Build Sentences to Write About a Story



Demonstrate Comprehension with a Picture Cube




The No Guitar Blues

By: Gary Soto

Adapted by:
Robin Heimos



Sequence the Story Using Pictures



Identify the Beginning, Middle and End of a Story



beginning



middle



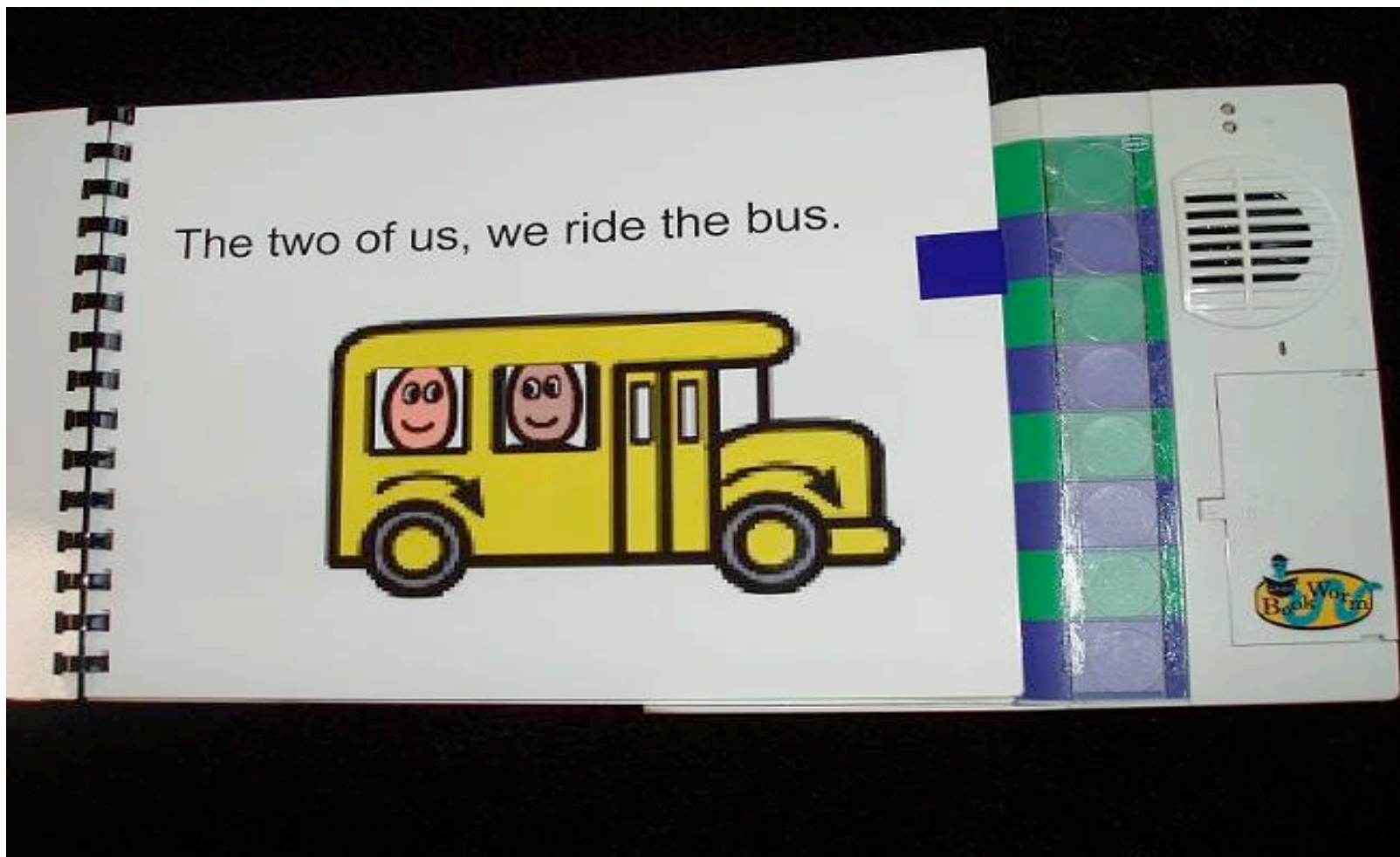
end

The Crowd Goes Wild!



By: Robin Heimos

Use a Bookworm to tell the Story



Write a Story Using PixWriter

The screenshot shows the PixWriter application window. The title bar includes 'PixWriter', 'File', 'Edit', 'Voice', 'Speech', 'Options', 'Format', 'Window', and 'Help'. The status bar at the bottom left shows 'Baseball is is cheering'. The main text area contains the sentence 'Baseball is is cheering.' with a baseball icon above 'Baseball' and a cheering girl icon above 'cheering'. The bottom toolbar contains the following elements:


 Baseball is		is		 cheering	 players	<table border="1"><tr><td>.</td><td>,</td></tr><tr><td>?</td><td>!</td></tr></table>	.	,	?	!	
.	,										
?	!										
				 catching	 exciting						


Write a Story Using Intellitalk3


Classroom Suite File Edit Text View Options IntelliTalk Window Help Fri 4:56 PM

Baseball is (IntelliTalk 3)

Baseball is

Baseball is  eating hotdogs.

Baseball is  watching homerun hitters.

Baseball is  having Fredbird waving at you.



I Lost It!

By: Robin Heimos


Answer Questions or Retell the Story Using a Tech/Talk



Reinforce Story

Vocabulary

Flash cards with picture symbol -
choose the correct word from
two or three pictures




Reinforce Story Vocabulary or Spelling

Match words with a picture symbol

mothe

r



Reinforce Spelling

Manipulate...

letter cards, letters, or magnets.

A red square with a black outline containing the lowercase letter 'b' in a black serif font.A red square with a black outline containing the lowercase letter 'y' in a black serif font.A red square with a black outline containing the lowercase letter 'u' in a black serif font.

Reinforce Spelling

Type the words on a computer

b

u

y



Molly





by

Christine Schneider

Match Objects to Picture Symbols



Write About the Story Using Clicker5

   
Molly is a dog. Molly likes to play in water.


Molly

likes to

 swim
 play
 dive

in water .



I'm Not Going
to do
Anything this
Summer!



By: Robin Heimos















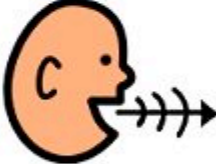





Say the Repetitive Line Using a BIGMack

“I’m not going
to do anything
this summer!”



Identify Vocabulary

Play Bingo!


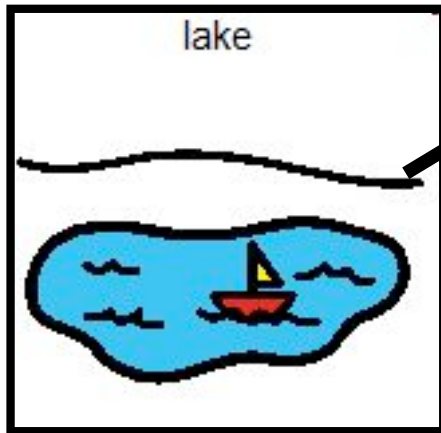

rules 	book 	chase 	swim 	park 
make 	dark 	fight 	flowers 	lemonade 
shade 	read 	summer 	school 	talk 
night 	friends 	walk 	cook 	lake 

Identify Vocabulary with an All-Turn-It Spinner



Match Words that Rhyme

Using Picture Symbols



ALL ABOUT



BY CHRISTINE SCHNEIDER

Demonstrate Knowledge with IntelliTalk3



Jefferson City



blue bird



dog wood






Missouri River



ice cream cone

What is the capital of Missouri? _____



Demonstrate Knowledge with IntelliTalk3



Choose the Correct Answer Using Pictures



The War Between the States



The War Between the States

By: Robin Heimos

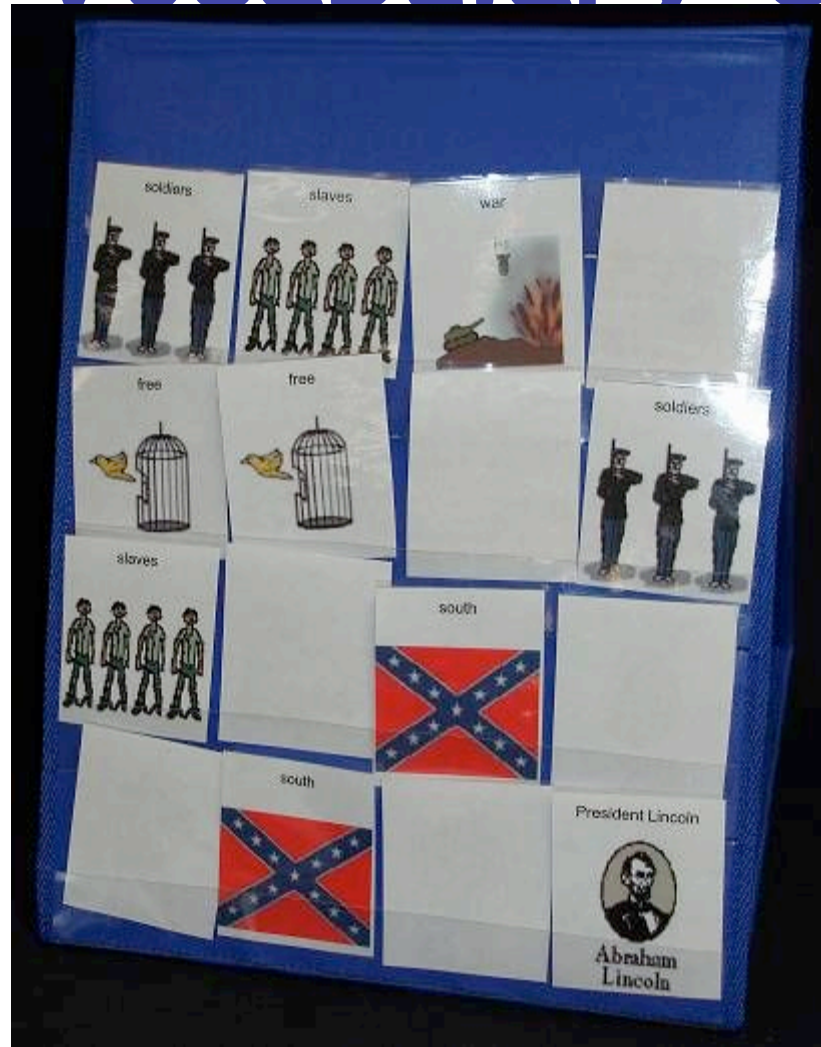
Access the Story with a Pal Pad and Step-by-Step



Answer "wh" Questions



Remember! Play Memory with Vocabulary Cards




Make Choices Using Power Point

Connie
Comments



MATTER



By Christine Schneider

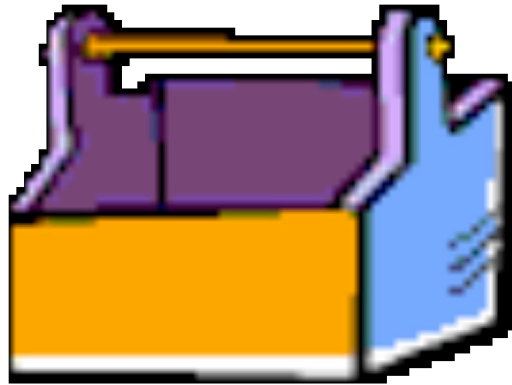
Demonstrate Comprehension using Eye Gaze



Demonstrate Knowledge with the All-Turn-It Spinner



Other Tools for Your Toolbox!!!



Let's Make a Choice!

**Which story do
you want to read?**

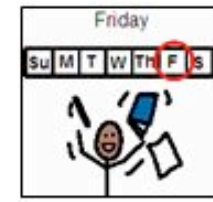


Let's Journal!



My name is






Today is














The weather is



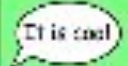



Today was



Let's Journal!


 name	 rough.	 My name is Kristy. Today is Friday.  I had reading. It was
 today	 boring.	
 had	 yucky.	
 feelings	 fun.	
	 OK.	



Removing
the Barriers



HELP!!!



Robin Heimos – 314 989-8320

rheimos@ssd.k12.mo.us

Kathy Lalk – 314 989-8120

klalk@ssd.k12.mo.us

Christine Schneider – 314 989-8853

cschneider@ssd.k12.mo.us